

AP4.0B

AutoPump® Ultra 4.0

Bottom Inlet, Short

Max. Flow 13 gpm (49 lpm)

O.D. 3.6 in. (9.1 cm)

Length 39.3 in. (100 cm)



Description

The AutoPump® Ultra 4.0 Bottom Inlet Short provides maximum capabilities and flow in a bottom inlet pump for 4" (100 mm) diameter and larger wells with shorter water columns and/or the need to pump down to lower water levels, compared to full-length pumps, and it can deliver flow rates up to 13 gpm (49 lpm)*. The Ultra 4.0 uses proprietary non-stick finishes on the float and discharge tube to reduce solids buildup, extending the time between cleaning and making it much faster and easier to clean the pump. All metallic parts are 316-grade Stainless Steel, which has greater corrosion resistance and can withstand attacks of the harshest leachate. The AP4.0 Bottom Inlet Short pump is complemented by the most comprehensive selection of accessories to provide a complete system to meet site-specific requirements. Call QED for prompt, no-obligation assistance on your pumping project needs.

The AutoPump Heritage

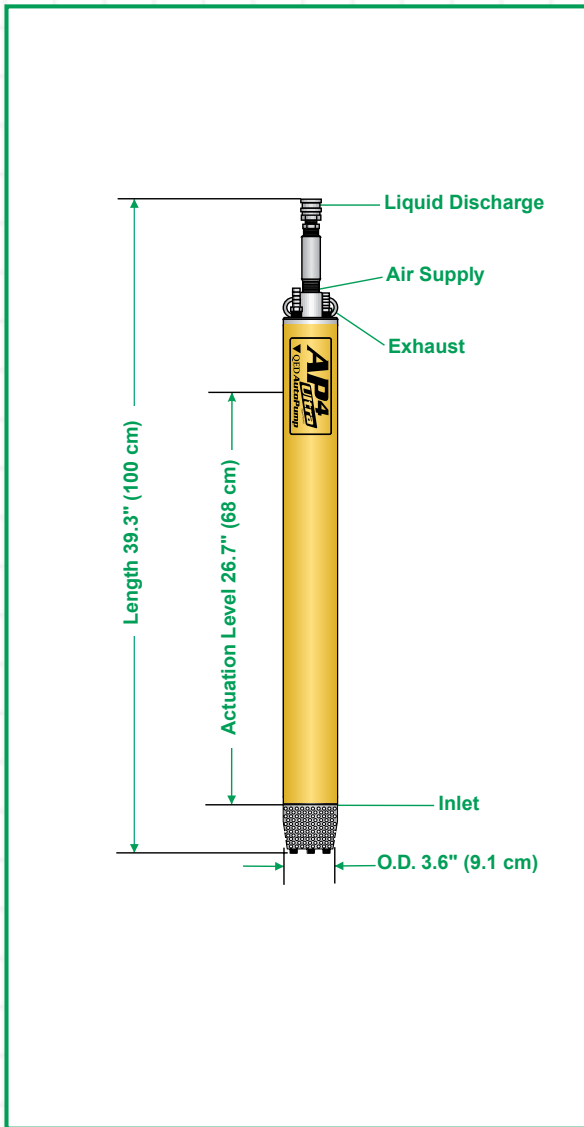
The AutoPump Ultra 4.0 Bottom Inlet Short is part of the famous AutoPump family of original automatic air-powered pumps, developed in the mid 1980s specifically to handle unique pumping needs at remediation and landfill sites. Over the years they've proven their durability at thousands of sites worldwide. AutoPumps are designed to handle difficult pumping challenges that other pumps can't, such as hydrocarbons, solvents, suspended solids, corrosives, temperature extremes, viscous fluids and frequent start/stop cycles. Beyond just the pump, AutoPump systems offer the most complete range of tubing, hose, connectors, wellhead caps and accessories to help your installation go smoothly. This superior pumping heritage, application experience and support back up every AutoPump you put to work on your project.

Advantages

1. The original automatic air-powered well pump, proven worldwide over 30 years.
2. Proprietary finishes extend the time between cleaning.
3. All metallic parts are 316-grade SS for better corrosion resistance.
4. New and improved valve stem connections have no fasteners, or cotter pins. Exhaust seat is easy to adjust.
5. Temperature ratings up to 250 °F, making it ideal for high temperature applications.
6. Five-year warranty.

*Consult QED for higher flow requirements

Pump Dimensions



Specifications & Operating Requirements

Model	4" - Short AP4.0 Bottom Inlet
Liquid Inlet Location	Bottom
OD	3.6 in. (9.1 cm)
Length Overall (pump & fittings)	39.3 in. (100 cm)
Weight	13 lbs. (5.9 kg)
Max. Flow Rate	13 gpm (49 lpm)* - See Flow Rate Chart
Pump Volume / Cycle	0.22 - 0.36 gal (.83 - 1.36L)
Min. Actuation Level	26.7 in. (68 cm)
Standard Pump	
Max. Depth	250 ft. (76 m)
Air Pressure Range	5 - 120 psi (0.4 - 8.4 kg/cm ²)
Air Usage	0.4-1.5 scf / gal. (1.5 - 5.7 liters of air / fluid liter) - See Air Usage Chart
High Pressure Pump	
Max. Depth	425 ft. (130 m)
Air Pressure Range	5 - 200 psi (0.4 - 14.1 kg/cm ²)
Min. Liquid Density	0.7 SpG (0.7 g/cm ³)
Standard Construction Materials	
Pump Body	Fiberglass or Stainless Steel
Pump Ends	316 Stainless Steel
Internal Components	316 Stainless Steel, Viton, PVDF ³
Tube & Hose Fittings	316 Stainless Steel
Fitting Type	Barbs or Quick Connects or Easy Fittings
Tube & Hose Options	
Tubing Material²	Nylon
Sizes - Liquid Discharge	1 in. (25 mm) or 1-1/4 in. (32 mm) OD
Pump Air Supply	1/2 in. (13 mm) OD
Air Exhaust	5/8 in. (16 mm) OD
Hose Material	Nitrile
Sizes - Liquid Discharge	3/4 in. (19 mm) or 1 in. (25 mm) ID
Pump Air Supply	3/8 in. (9.5 mm) ID
Air Exhaust	1/2 in. (13 mm) ID

² Applies to QED supplied tubing; other tubing sources may not conform to QED fittings.

³ PVDF - Polyvinylidene Fluoride

Application Limits (Base model)

AutoPump Ultra 4.0 pumps are designed to handle the application ranges described below. For applications outside these ranges, consult QED about AP4 upgrades.

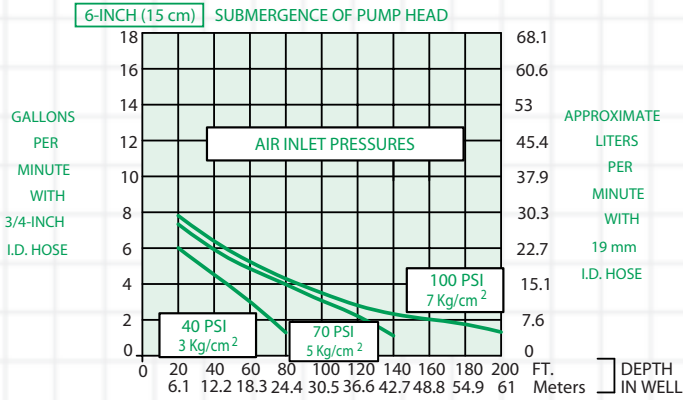
Maximum Temperature: Up to 250 °F (121 °C) with certain models
pH Range: 2-12

***Consult QED for higher flow requirements**

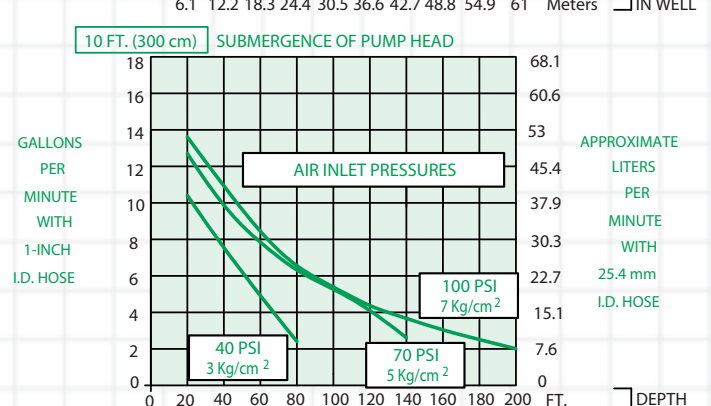
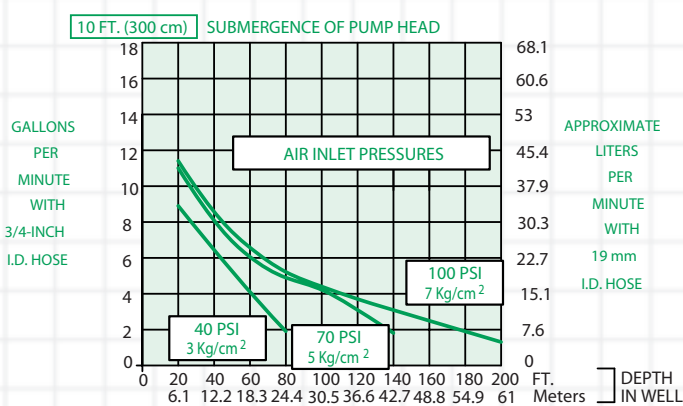
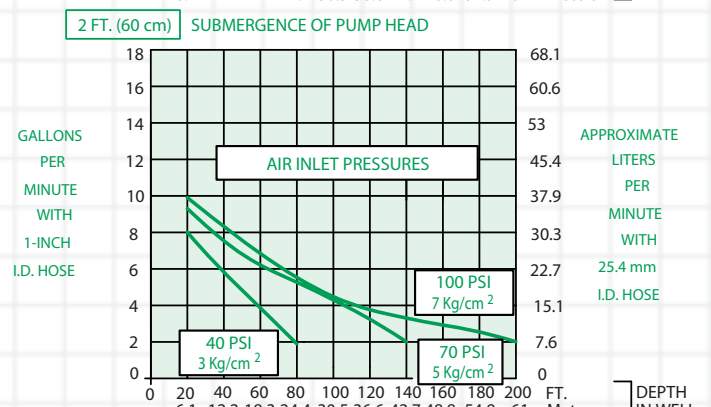
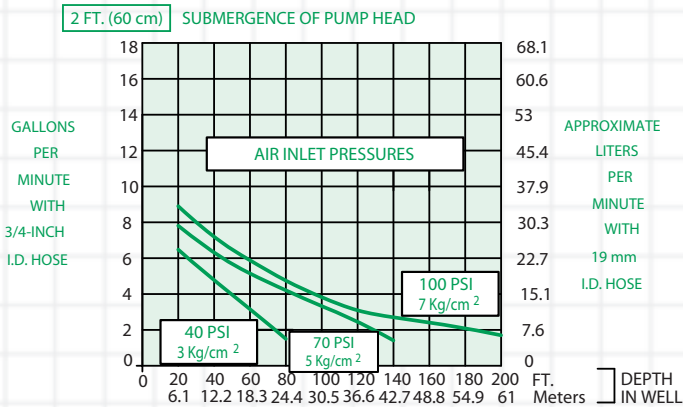
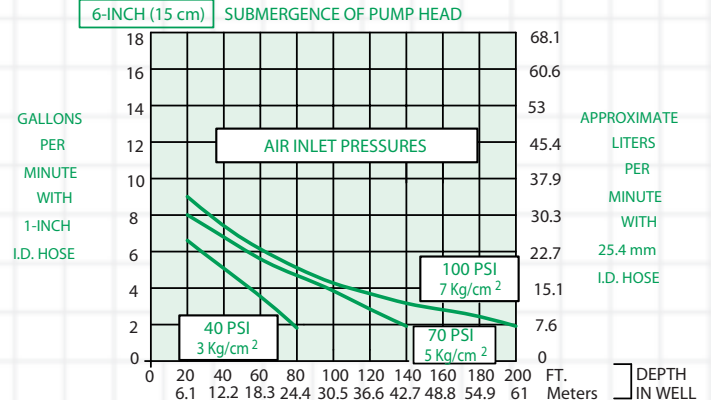
AutoPump Ultra 4.0 Long and Short pumps are warranted for five (5) years: 100% materials and workmanship.

Flow Rates¹

**3/4 inch (19 mm)
Inside Diameter Discharge Hose
(Equivalent to 1-Inch O.D. Tubing)**



**1 inch (25.4 mm)
Inside Diameter Discharge Hose
(Equivalent to 1.25-Inch O.D. Tubing)**

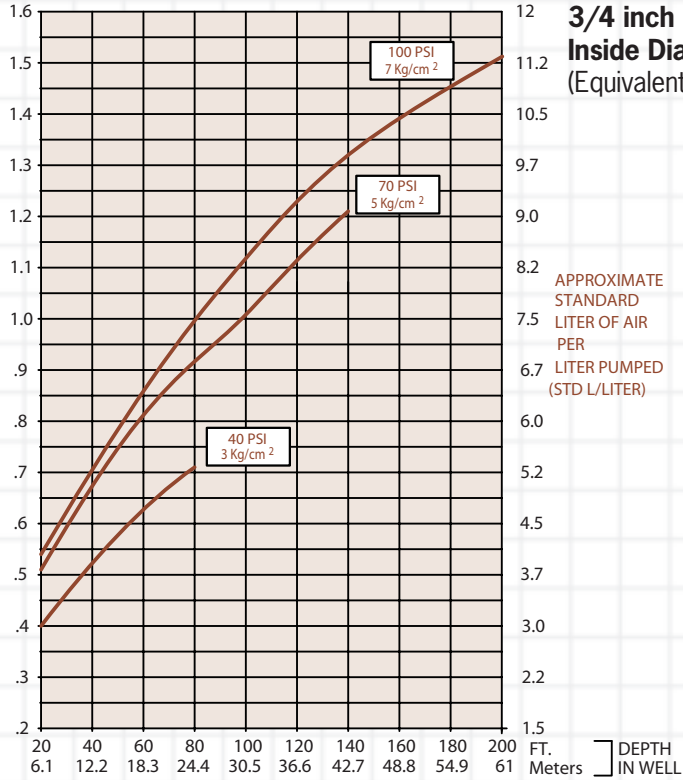


¹FLOW RATES MAY VARY WITH SITE CONDITIONS. CALL QED FOR TECHNICAL ASSISTANCE.

Air Consumption



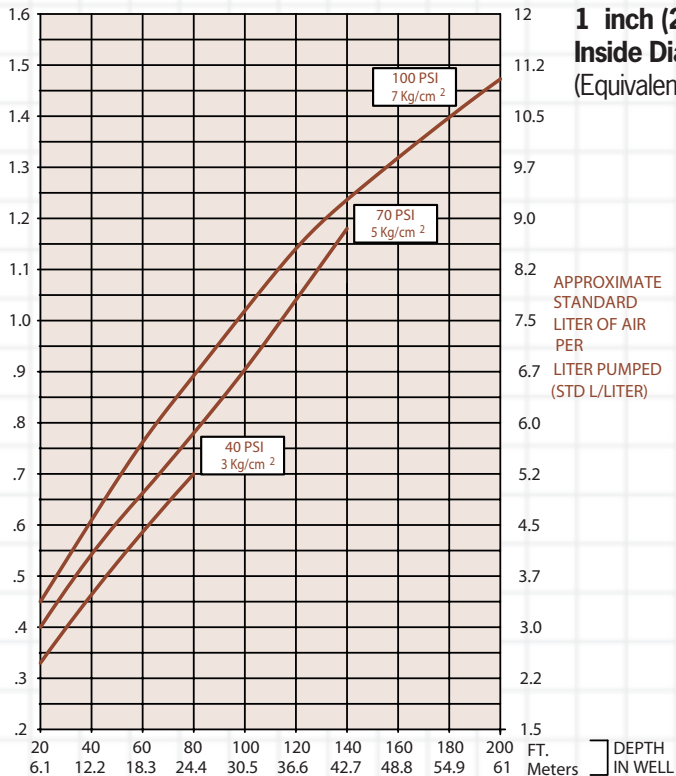
STANDARD
CUBIC FEET OF AIR
PER
GALLON PUMPED
(SCF/GAL)



3/4 inch (19 mm)
Inside Diameter Discharge Hose
(Equivalent to 1-Inch O.D. Tubing)

APPROXIMATE
STANDARD
LITER OF AIR
PER
LITER PUMPED
(STD L/LITER)

STANDARD
CUBIC FEET OF AIR
PER
GALLON PUMPED
(SCF/GAL)



1 inch (25.4 mm)
Inside Diameter Discharge Hose
(Equivalent to 1.25-Inch O.D. Tubing)

APPROXIMATE
STANDARD
LITER OF AIR
PER
LITER PUMPED
(STD L/LITER)